

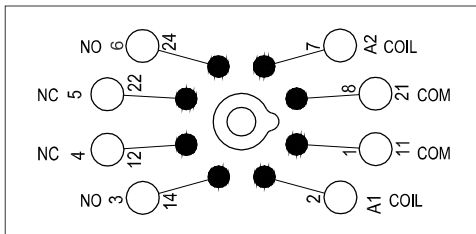


# S8D

Only  
**38 mm**  
WIDE

**Socket Din Rail or Panel Mountable  
for P3 2c/o Relay**

## Wiring diagram



## Specifications

Poles 2 Change Over Contact (8pins)  
Nominal load : 10A / 250V

**Insulation:** Di-electric strength, 1minute

Between contact and coil	2.5 KV
Between all terminals and DIN Rail	2.5 KV
Between adjacent terminals	2.5 KV

Max. screw torque	0.5 Nm
Screw dimensions	M3, Pozi

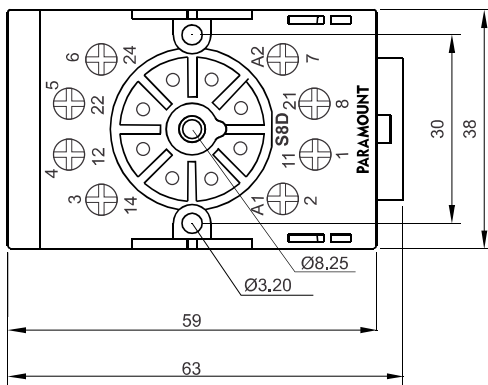
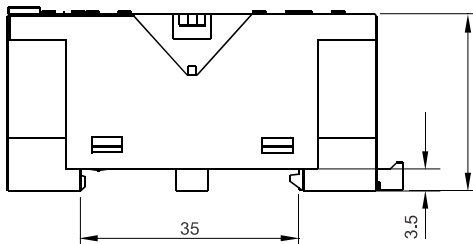
**Wire in-lets capacity:**

Solid Wire	4sq mm or 2 x 2.25 mm
Multi core	22 14 AWG
Ferrule tip terminals	4 mm sq

Weight Approx.	47 gms.
----------------	---------

## Dimensions

in mm



## Other Aspects

DIN Rail / Panel Mountable  
EN / DIN Sequential Numbering according to  
EN 60947 & IEC 61810  
Integrated Relay Hold Down Clip  
Removable White Marking Label  
Hard Brass Tin Plated Terminals  
Brass Tin Plated Screws

## Approvals

